

MONTHLY MEMBERSHIP PROGRESS REPORT

District 33 A

Results as of: 12/31/2023

GMT:

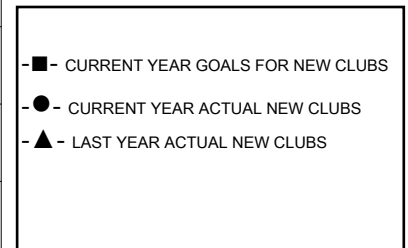
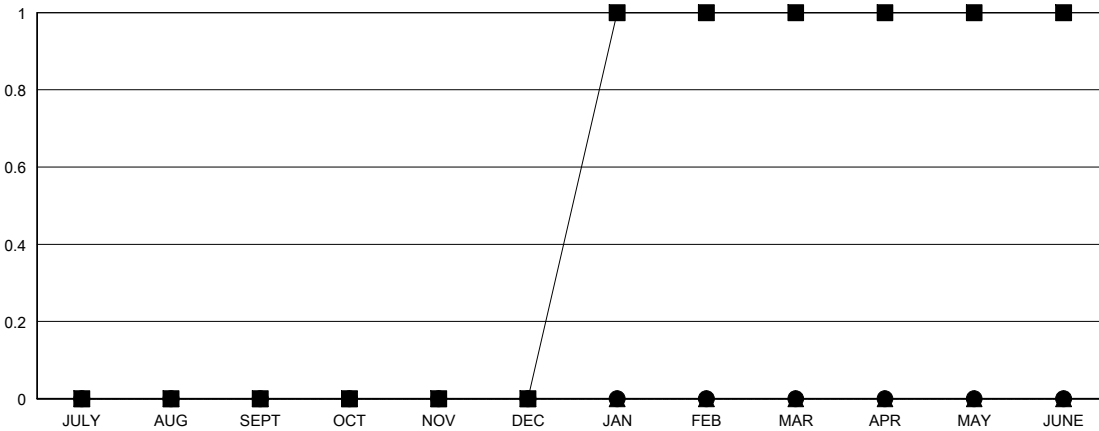
LOCATION MASSACHUSETTS

GMT CA

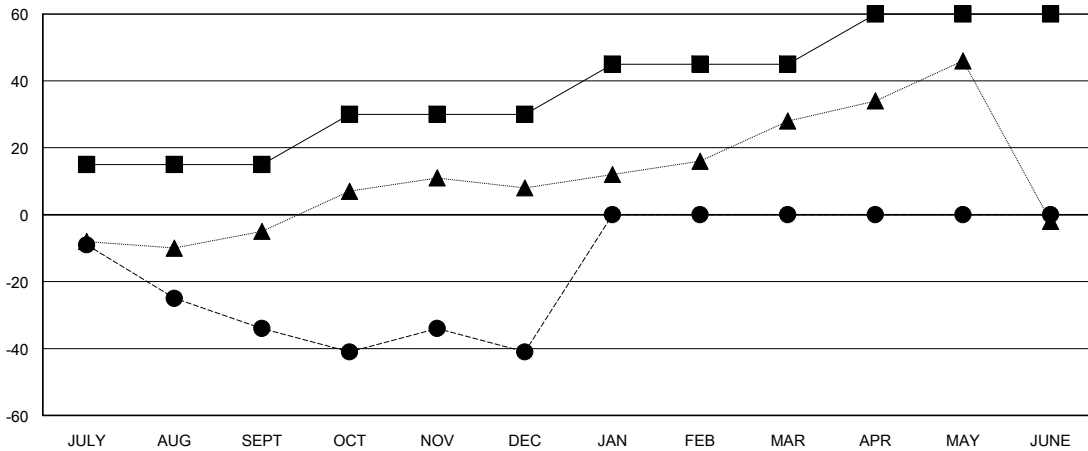
Clubs			
RESULTS FOR 2023-2024			
QUARTER	NEW CLUB GOAL	NEW CLUBS	DROPPED CLUBS
JULY/AUG/SEPT	0	0	0
OCT/NOV/DEC	0	0	1
JAN/FEB/MAR	1	0	0
APR/MAY/JUNE	0	0	0

Members			
RESULTS FOR 2023-2024			
QUARTER	MEMBER GROWTH NET GOAL	MEMBER GROWTH ACTUAL	DROPPED MEMBERS ACTUAL (including transfers)
JULY/AUG/SEPT	15	11	41
OCT/NOV/DEC	15	16	22
JAN/FEB/MAR	15	0	0
APR/MAY/JUNE	15	0	0

GOALS AND ACTUAL NEW CLUBS CUMULATIVE



GOALS AND ACTUAL MEMBERS CUMULATIVE



DROPPED CLUBS: 1	12 CLUBS OF 45 ADDED 1 OR MORE NEW MEMBERS	GENDER DISTRIBUTION MALE 774 (63.24%) FEMALE 450 (36.76%)
DROPPED MEMBERS DECEASED 8 CLUB CANCELLED 3 OTHER 52 TOTAL 63	CLICK HERE FOR CUMULATIVE MEMBERSHIP DATA	TOTAL FAMILY UNIT MEMBERS 234 FAMILY MEMBERS PAYING HALF DUES 119